

## Calls Per Hall 2018

	<u>Jan</u>	<u>Feb</u>	<u>Mar</u>	<u>Total 1st</u>	<u>April</u>	<u>May</u>	<u>June</u>	<u>Total 2nd</u>	<u>Total All</u>
<b>Hall #1</b>									
Fires	0	0	3	3	5	4	2	11	14
MVA	2	5	4	11	5	0	2	7	18
MED	12	14	14	40	9	21	13	43	83
Alarms	1	1	1	3	2	3	4	9	12
<u>Other</u>	<u>5</u>	<u>2</u>	<u>0</u>	<u>7</u>	<u>3</u>	<u>9</u>	<u>0</u>	<u>12</u>	<u>19</u>
<b>Totals</b>	<b>20</b>	<b>22</b>	<b>22</b>	<b>64</b>	<b>24</b>	<b>37</b>	<b>21</b>	<b>82</b>	<b>146</b>

**Hall#2**

Fires	2	1	0	3	1	1	1	3	6
MVA	1	0	0	1	1	3	1	5	6
MED	30	27	28	85	20	13	19	52	137
Alarms	3	1	3	7	4	4	2	10	17
<u>Other</u>	<u>6</u>	<u>7</u>	<u>2</u>	<u>15</u>	<u>8</u>	<u>10</u>	<u>6</u>	<u>24</u>	<u>39</u>
<b>Totals</b>	<b>42</b>	<b>36</b>	<b>33</b>	<b>111</b>	<b>34</b>	<b>31</b>	<b>29</b>	<b>94</b>	<b>205</b>

**Hall#3**

Fires	2	0	0	2	1	3	2	6	8
MVA	0	0	1	1	0	0	1	1	2
MED	3	3	6	12	6	5	5	16	28
Alarms	1	0	0	1	0	0	0	0	1
<u>Other</u>	<u>1</u>	<u>0</u>	<u>1</u>	<u>2</u>	<u>0</u>	<u>3</u>	<u>1</u>	<u>4</u>	<u>6</u>
<b>Total</b>	<b>7</b>	<b>3</b>	<b>8</b>	<b>18</b>	<b>7</b>	<b>11</b>	<b>9</b>	<b>27</b>	<b>45</b>

**Hall#4**

Fires	1	0	1	2	4	2	0	6	8
MVA	0	0	0	0	0	0	1	1	1
MED	12	13	9	34	10	14	14	38	72
Alarms	0	0	0	0	2	2	0	4	4
<u>Other</u>	<u>0</u>	<u>0</u>	<u>0</u>	<u>0</u>	<u>1</u>	<u>3</u>	<u>3</u>	<u>7</u>	<u>7</u>
<b>Total</b>	<b>13</b>	<b>13</b>	<b>10</b>	<b>36</b>	<b>17</b>	<b>21</b>	<b>18</b>	<b>56</b>	<b>92</b>

**Hall#5**

Fires	0	0	1	1	2	4	5	11	12
MVA	0	0	0	0	0	1	1	2	2
MED	23	16	17	56	20	18	15	53	109
Alarms	3	3	0	6	1	1	1	3	9
<u>Other</u>	<u>3</u>	<u>0</u>	<u>1</u>	<u>4</u>	<u>7</u>	<u>8</u>	<u>1</u>	<u>16</u>	<u>20</u>
<b>Total</b>	<b>29</b>	<b>19</b>	<b>19</b>	<b>67</b>	<b>30</b>	<b>32</b>	<b>23</b>	<b>85</b>	<b>152</b>

4. a) 5. Attachment

July	Aug	Sept	Total 3rd	Total all	Oct	Nov	Dec	Total 4th	Total All
6	4	1	11	25				0	25
1	2	3	6	24				0	24
13	11	12	36	119				0	119
2	2	10	14	26				0	26
5	4	1	10	29				0	29
27	23	27	77	223	0	0	0	0	223

2	1	2	5	11				0	11
3	0	1	4	10				0	10
26	14	19	59	196				0	196
5	2	3	10	27				0	27
7	4	1	12	51				0	51
43	21	26	90	295	0	0	0	0	295

2	1	1	4	12				0	12
3	0	1	4	6				0	6
6	4	8	18	46				0	46
1	1	0	2	3				0	3
2	2	0	4	10				0	10
14	8	10	32	77	0	0	0	0	77

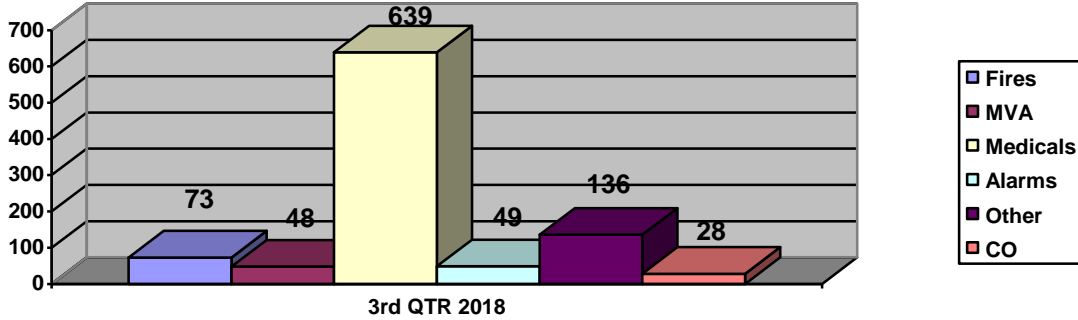
2	2	2	6	14				0	14
0	0	1	1	2				0	2
7	10	10	27	99				0	99
0	0	4	4	8				0	8
2	0	0	2	9				0	9
11	12	17	40	132	0	0	0	0	132

1	0	4	5	17				0	30
1	0	2	3	5				0	5
18	26	20	64	173				0	173
1	1	5	7	16				0	16
4	7	4	15	35				0	35
25	34	35	94	246	0	0	0	0	246

Year-end Total 973


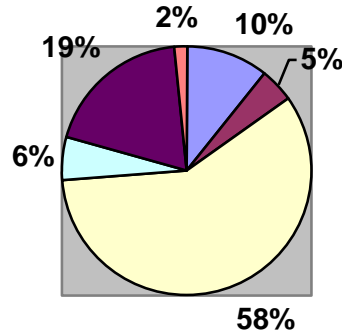

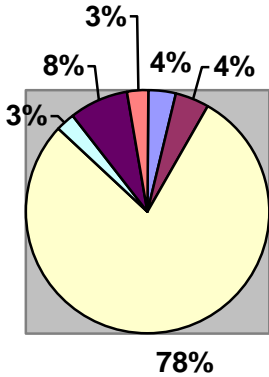
## Township of Selwyn Fire Department 3th Quarter 2018

Total calls 2018: **973** 2017: **884** 2016: **754** 2015: **693**


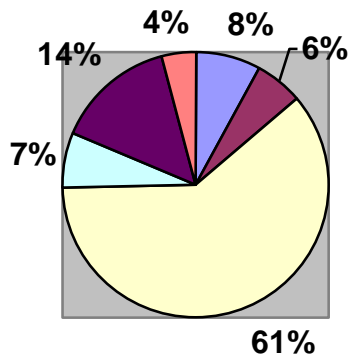


2018 Call % 2nd Quarter

2018 Call % 1st Quarter



2018 Call % 3rd Quarter







**2017**

**Total**

78

163

246

350

458

560

**560**

674

790

881







