



**Date:** Tuesday February 25, 2020

**To:** Mayor Andy Mitchell and Council Members

**From:** Fire Chief Gord Jopling

**Subject:** 2019 Annual Report

**Status:** For Information

---

## Recommendation

That the report from the Fire Chief dated Tuesday February 25<sup>th</sup>, 2020 regarding the 2019 Annual Fire Report be received for information.

## Information

The following report provides Council with information on the operational division and major capital expenditures for the Fire Department in 2019.

## Incident Calls

Total calls for the year 2019 were **1305** compared to **1245** in 2018, an increase of 1.05%. Medical calls account for 67% of the call volume in 2019. This percentage has been relatively stable for the past three years. The breakdown of calls for 2019 is shown on Attachment 1- Incident Count.

Calls related to a fire were down over last year - 74 for 2019 versus 101 for 2018. Fire losses are down substantially over the last few years at \$ 662,177.00. It is hope that the great fire prevention and education we offer for our residents has contributed to this decline. Fire losses for the previous four years were:

- 2018 - \$2,932,200
- 2017 - \$2,932,000
- 2016 - \$1,014,650
- 2015 - \$7,585,400

Motor vehicle accidents were up from the previous year at 115 verses 73. False and CO alarm calls stayed at roughly the same number as in previous years.

Attachment 2 shows the breakdown of the number of calls per fire hall, attachment 3 shows the quarterly breakdown for 2019 and attachment 4 shows the total call numbers from 2008 to present.

## Personnel

The Fire Department currently (Jan 2020) has a roster of 90 personnel including the three Chief Officers. . Fire halls #2, 4, 5 have a relatively healthy compliment of personnel. Hall #1 and 3 have seen a decline in their numbers as personnel have left the department or moved to other areas in the Township.

There were two firefighters that stepped down from the fire service for various reasons in 2019, Gavin Jackman and Emily Thomas, both from Hall #1. The two Sir Sanford Pre Fire students in the student program also completed their time with the Department, Ella Verner and Spencer Payne. We recognize and thank all of these members for their contribution to the Township.

A recruitment process was conducted in 2019 and will result in three (3) new firefighters being in-service in 2020 - Michael Barret and Paul Handy in Hall #4 and Kevin McMahon in Hall #3.

The department had some reorganizing of officers in 2019 with Tim Gingrich becoming a Captain for Hall #1 and Reg Butwell and Howard Jinkerson becoming Captains for Hall #3.

The seventh annual Christmas service awards dinner was held at the Ennismore Arena with a very good turnout. The following long service awards were handed out.

**5 yrs** –Andrew Bowyer, Keirstn Hamblin, Tony Hopkins, Caleb MacInnis, Terry Thomas  
**10 yrs**,- Tim Cavanagh, Dave Cooke, Gerry Dineson, Bruce McMahon, Ian Robinson, Corey Stoodley, Patrick Vandenberg  
**15 yrs**,- Mike Cavanagh, Frank Donald, Howard Jinkerson, Mike Goble, Dale Rose  
**20 yrs**, Blair Scott, Bruce Procter  
**25 yrs**- Greg Frost  
**30 yrs**- Blake Knox  
**35 yrs** Dave Garrett, Gord Jopling, Jim Rosborough,  
**45 yrs**- Don Patterson

The **Mitchell Pogue Award** was presented to Steve Woods for 2019. This award winner is picked by their peers as the new firefighter that exemplifies commitment, enthusiasm and passion for the fire service.

The **Outstanding Service Award** recognizes an exemplary member for outstanding service. The 2018 recipient was Firefighter Jeff Donald.

A third award, the **Excellence in Training Award** is presented to the firefighter that consistently attends training, always striving to improve their skills. The 2018 recipient was Firefighter Mitch Clarkson.

A fourth award was presented for the first time this past year – the **Exemplary Leadership Award**. This award recognizes strong leadership qualities and goes to a member who is highly respected for their ability to foster an atmosphere of teamwork and common purpose. This award was presented to Mike Goble.

Congratulations to all award winners.

In 2019 Administrative Assistant Sherry Webster announced her plans to retire in 2020. The Department will miss her and wishes her all the best in her retirement.

### **Fire Prevention 2019**

**Inspections** – 92 inspections were completed throughout the township, including residential, commercial, religious and government buildings.

**Provincial Offences** – 1 Part 1 Provincial Offence ticket was served on a property owner who was not in compliance with the Fire Code for a working smoke alarm.

**Swim to Survive** – This program continues to be a huge success as 31 schools in Peterborough County are now involved. In 2019 950 Grade 3 students were provided with 3 free swimming lessons at various local pools through the Peterborough Risk Watch Committee.

**Events** – Fire Department personnel attended and participated in various events throughout the year, including the PolarFest, Shamrock Festival, Lakefield Sidewalk sale, Isabel Moris Park Canada Day, Chemong P.S. Fun Fair, Lakefield D.P.S. Fun Fair, and the Lakefield Farmers Market. These events were a great way for the community to see apparatus and to be educated about fire safety.

**Fire Safety Draw** - Selwyn Fire teamed up with local businesses in an effort to further build interest in the testing and maintaining of alarms. Selwyn residents who either had Selwyn Firefighters install alarms for them, or make a video of themselves testing and inspecting their alarms to make sure they were not outdated and operational were placed in a draw for prizes that had been donated by local businesses. One name was drawn each week from Saturday October 12, 2019 – Friday November 15, 2019. Prizes ranged from a \$25 food gift card to a \$450 free rental of a hot tub. 43 participated and winners of the draws were pleased with the prizes they received.

**Media** - For promotion the Fire Prevention Week banner was placed outside Hall 1 in Bridgenorth and the fire safety messages posted on social media to maximize exposure. Ten media timeslots were also purchased for Public Announcements during Fire Prevention Week stating theme and the importance of Fire Safety.

**Fire Prevention Week** - School visits and Fire Hall tours were set up for 1011 students from kindergarten to grade 3 at Curve Lake P.S., St. Martin's, St. Paul's, Lakefield D.P.S., Chemong P.S. and King George North (Ridpath).

### **Apparatus and Equipment**

The replacement for the 1994 GMC topkick pumper P#51 was started in 2019 with the purchase of the chassis. Carl Thibault fire trucks was awarded the tender to build the truck and it is scheduled for delivery this Spring. The new pumper will be placed in service in Hall #1 Bridgenorth. The 2006 pumper in Hall #1 will be placed in Hall #4 and the 2002 pumper now in Hall #4 will be placed in service in Hall #5 as a second out

pumper. This pumper was originally placed in service in Hall #5 when it was purchased new.

### **Strategic Plan Reference**

Achieve excellence in governance and service delivery

### **Financial Impact**

None

### **Environmental Impact**

None

### **Attachment**

Table 1, breakdown of calls 2019

Table 2, breakdown of the number of calls per each fire hall.

Table 3, quarterly breakdown for 2019

Table 4 shows total call numbers since 2008 to present

*Gord Jopling*

---

**Prepared By: Gord Jopling, Fire Chief**

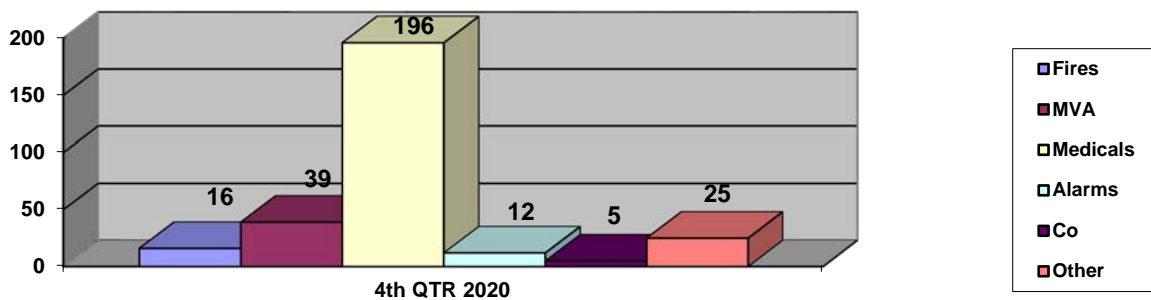
*Janice Lavalley*

---

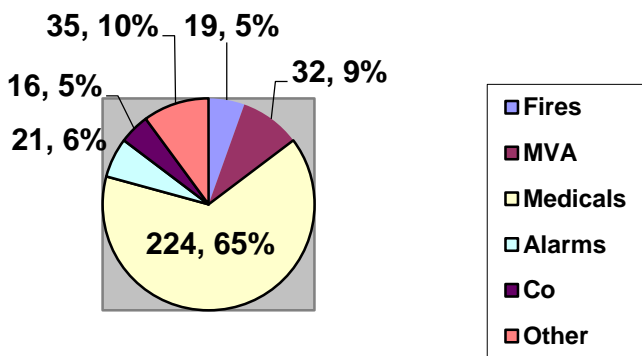
**Reviewed By: Janice Lavalley, CAO**

## Township of Selwyn Fire Department 4th Quarter 2019 Table #4

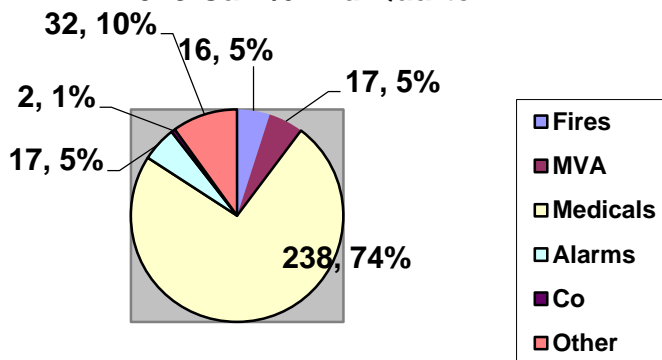
Total calls 2019: **1305** 2018: **1245** 2017: **1174** 2016: **1037**



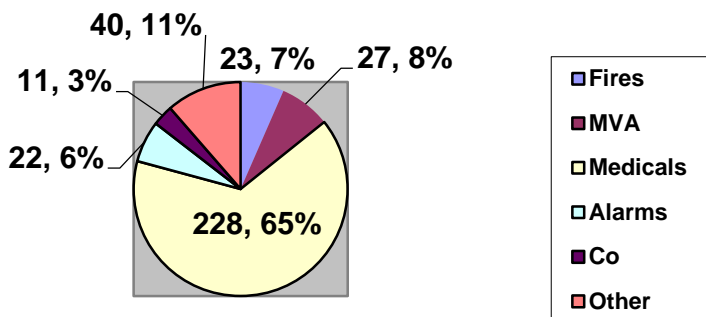
2019 Call % 1st Quarter



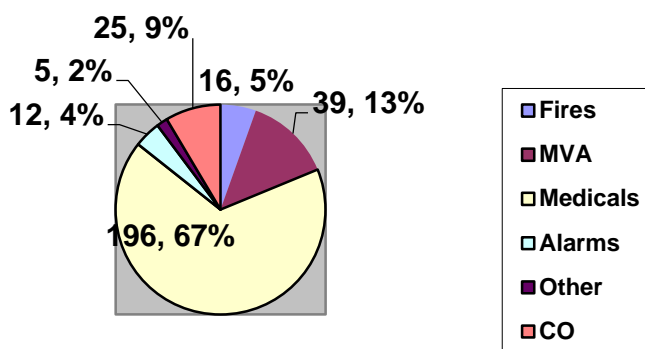
2019 Call % 2nd Quarter



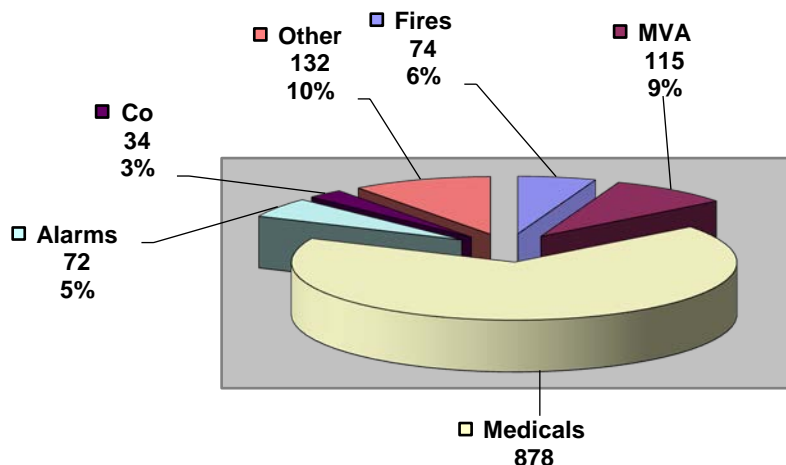
2019 Call % 3rd Quarter



2019 Call % 4th Quarter



2019 Total Number of Calls by Type & %



**Calls Per Hall 2019**

	<u>Jan</u>	<u>Feb</u>	<u>Mar</u>	<u>Total 1st</u>	<u>April</u>	<u>May</u>	<u>June</u>	<u>Total 2nd</u>
<b>Hall #1</b>								
Fires	0	2	7	9	3	0	2	5
MVA	3	6	4	13	2	3	1	6
MED	12	22	16	50	19	25	22	66
Alarms	6	1	6	13	0	1	2	3
<u>Other</u>	<u>4</u>	<u>2</u>	<u>4</u>	<u>10</u>	<u>2</u>	<u>1</u>	<u>6</u>	<u>9</u>
<b>Totals</b>	<b>25</b>	<b>33</b>	<b>37</b>	<b>95</b>	<b>26</b>	<b>30</b>	<b>33</b>	<b>89</b>

<b>Hall#2</b>								
Fires	2	0	0	2	1	2	2	5
MVA	4	4	1	9	1	3	1	5
MED	26	24	24	74	25	37	14	76
Alarms	3	2	4	9	3	2	5	10
<u>Other</u>	<u>7</u>	<u>2</u>	<u>2</u>	<u>11</u>	<u>2</u>	<u>2</u>	<u>6</u>	<u>10</u>
<b>Totals</b>	<b>42</b>	<b>32</b>	<b>31</b>	<b>105</b>	<b>32</b>	<b>46</b>	<b>28</b>	<b>106</b>

<b>Hall#3</b>								
Fires	1	0	1	2	1	1	0	2
MVA	0	0	1	1	1	0	1	2
MED	2	3	6	11	2	4	5	11
Alarms	3	0	0	3	0	2	0	2
<u>Other</u>	<u>0</u>	<u>1</u>	<u>1</u>	<u>2</u>	<u>0</u>	<u>2</u>	<u>0</u>	<u>2</u>
<b>Total</b>	<b>6</b>	<b>4</b>	<b>9</b>	<b>19</b>	<b>4</b>	<b>9</b>	<b>6</b>	<b>19</b>

<b>Hall#4</b>								
Fires	1	1	2	4	0	0	1	1
MVA	2	2	0	4	0	1	1	2
MED	11	11	13	35	12	14	13	39
Alarms	1	0	2	3	0	0	0	0
<u>Other</u>	<u>3</u>	<u>3</u>	<u>0</u>	<u>6</u>	<u>2</u>	<u>2</u>	<u>0</u>	<u>4</u>
<b>Total</b>	<b>18</b>	<b>17</b>	<b>17</b>	<b>52</b>	<b>14</b>	<b>17</b>	<b>15</b>	<b>46</b>

<b>Hall#5</b>								
Fires	1	1	0	2	0	0	2	2
MVA	3	1	1	5	1	1	0	2
MED	21	13	20	54	10	16	12	38
Alarms	3	1	5	9	3	0	1	4
<u>Other</u>	<u>0</u>	<u>4</u>	<u>2</u>	<u>6</u>	<u>1</u>	<u>5</u>	<u>1</u>	<u>7</u>
<b>Total</b>	<b>28</b>	<b>20</b>	<b>28</b>	<b>76</b>	<b>15</b>	<b>22</b>	<b>16</b>	<b>53</b>

<u>Total All</u>	<u>July</u>	<u>Aug</u>	<u>Sept</u>	<u>Total 3rd</u>	<u>Total all</u>	<u>Oct</u>	<u>Nov</u>	<u>Dec</u>
14	2	4	4	10	24	1	0	2
19	2	6	1	9	28	4	8	13
116	23	19	10	52	168	15	9	13
16	7	2	3	12	28	1	1	2
19	6	6	2	14	33	0	3	1
184	40	37	20	97	281	21	21	31

7	1	1	3	5	12	2	2	4
14	4	5	0	9	23	1	2	4
150	18	17	26	61	211	26	22	19
19	5	5	4	14	33	2	4	1
21	2	4	7	13	34	4	2	5
211	30	32	40	102	313	35	32	33

4	3	0	1	4	8	0	0	1
3	0	0	0	0	3	0	4	0
22	7	5	10	22	44	6	0	7
5	0	2	1	3	8	3	3	0
4	2	1	2	5	9	0		0
38	12	8	14	34	72	9	7	8

5	0	0	0	0	5	0	1	0
6	1	1	1	3	9	1	1	2
74	14	9	16	39	113	8	14	12
3	0	0	1	1	4	0	0	0
10	2	2	2	6	16	0	1	0
98	17	12	20	49	147	9	17	14

4	2	1	2	5	9	1	1	1
7	2	3	0	5	12	1	1	1
92	28	11	15	54	146	11	11	19
13	0	1	2	3	16	1	1	3
13	0	2	1	3	16	1	3	0
129	32	18	20	70	199	15	17	24

Year-end

Total 4th      Total All

3	27
25	53
37	205
4	32
<u>4</u>	37
73	354



8	20
7	30
67	278
7	40
<u>11</u>	45
100	413



1	9
4	7
13	57
6	14
<u>0</u>	9
24	96



1	6
4	13
34	147
0	4
<u>1</u>	17
40	187



3	12
3	15
41	187
5	21
<u>4</u>	20
56	255



Total	1305
-------	------



**Incident Count**

<u>Date</u>	<u>Fires</u>	<u>MVA,s</u>	<u>MED</u>	2008 -2019		<u>Other</u>	<u>Totals</u>
				<u>FALSE</u> <u>Alarms</u>	<u>Co</u> <u>Alarms</u>		
2019	74	115	878	72	34	132	1305
2018	98	73	808	68	33	165	1245
2017	83	77	743	67	32	174	1174
2016	88	102	642	56	39	110	1037
2015	77	86	552	51	35	113	914
2014	57	90	551	55	27	105	885
2013	71	103	510	48	17	127	876
2012	57	90	551	55	27	105	820
2011	72	112	458	62	34	170	908
2010	77	109	440	64	51	84	825
2009	82	101	422	58	29	105	797
2008	71	118	388	77	16	108	778

**Incident Count**

**2019**

<u>Date</u>	<u>Fires</u>	<u>MVA,s</u>	<u>MED</u>	<u>FALSE Alarms</u>	<u>Co Alarms</u>	<u>Other</u>	<u>Monthly Totals</u>	<u>2019 Total</u>
Jan.	5	12	72	6	10	14	119	119
Feb.	4	13	73	3	1	12	106	225
March	<u>10</u>	<u>7</u>	<u>79</u>	<u>12</u>	<u>5</u>	<u>9</u>	<u>122</u>	347
<b>1st Q</b>	<b>19</b>	<b>32</b>	<b>224</b>	<b>21</b>	<b>16</b>	<b>35</b>	<b>347</b>	
April	5	5	68	5	1	7	91	438
May	4	8	96	5	0	12	125	563
June	<u>7</u>	<u>4</u>	<u>66</u>	<u>7</u>	<u>1</u>	<u>13</u>	<u>98</u>	661
<b>2nd Q</b>	<b>16</b>	<b>17</b>	<b>230</b>	<b>17</b>	<b>2</b>	<b>32</b>	<b>314</b>	
<b>Total All</b>	<b>35</b>	<b>49</b>	<b>454</b>	<b>38</b>	<b>18</b>	<b>67</b>	<b>661</b>	<b>661</b>
July	7	10	90	7	5	12	131	792
Aug.	6	15	61	7	3	15	107	899
Sept.	<u>10</u>	<u>2</u>	<u>77</u>	<u>8</u>	<u>3</u>	<u>13</u>	<u>113</u>	1012
<b>3rd Q</b>	<b>23</b>	<b>27</b>	<b>228</b>	<b>22</b>	<b>11</b>	<b>40</b>	<b>351</b>	
<b>Total All</b>	<b>58</b>	<b>76</b>	<b>682</b>	<b>60</b>	<b>29</b>	<b>107</b>	<b>1012</b>	
Oct.	4	7	66	3	2	7	89	1101
Nov.	4	12	60	4	2	12	94	1195
Dec.	<u>8</u>	<u>20</u>	<u>70</u>	<u>5</u>	<u>1</u>	<u>6</u>	<u>110</u>	1305
<b>4th Q</b>	<b>16</b>	<b>39</b>	<b>196</b>	<b>12</b>	<b>5</b>	<b>25</b>	<b>293</b>	
<b>Total All</b>	<b>74</b>	<b>115</b>	<b>878</b>	<b>72</b>	<b>34</b>	<b>132</b>	<b>1305</b>	

**2018**

**Total**

111

204

296

408

540

643

**643**

763

862

975

1072

1169

1245





